

# 60 Hz MIL-PRF-27F Power Transformers



• **Military Designation No. TF4SO3**

**Specifications**

**Input Primary:**

115 V ac, 50 to 65 Hz, 1 phase.  
(These units are capable of 400 Hz operation.)

"A" Option: 230 V ac. Add suffix "A" to model number, e.g., 6C5-5A.

"X" Option: Electrostatic shield grounded to case and Pin 7. Add suffix "X" to model number, e.g., 6C5-5X.

**Regulation:**

10% or less no load to full load.

**Secondary Voltage Tolerance:**

Within 3% of listed output voltage when measured at full load and listed input.

**Efficiency:**

Ranges from 80% to 90% typical.

**Operating Ambient Temperature:**

90° C maximum.

**Construction:**

To MIL-PRF-27F\*, Grade 4, Class S; steel case.

**Dielectric Withstanding Voltage:**

1500 V ac.

**Environment:**

Encapsulated to meet MIL-STD-810 for vibration, shock, acceleration, sand, dust, humidity, saltspray,

fungus, sunshine, rain, explosion, and altitude (to a vacuum).  
NOTE: For high altitude operation, encapsulate terminals.

**Output Secondary**

See output voltage and current of specific models listed.

**Other outputs and/or inputs available upon request.**

\* Superseded MIL-T-27

Output Volts (F.L.)	Output Current (AMPS)			Model No.	QPL No.
	Parallel Connection	Series Connection	Size		
5 V Parallel 10V.C.T.Series	1.00	0.50	EB	6C5-5	M27/326-01
	3.00	1.50	FA	6C5-15	M27/327-01
	6.00	3.00	GA	6C5-30	M27/328-01
	12.00	6.00	HA	6C5-60	M27/329-01
	20.00	10.00	JA	6C5-100	M27/330-01
6.3V Parallel 12.6V.C.T Series	0.80	0.40	EB	6C6-5	M27/326-02
	2.38	1.19	FA	6C6-15	M27/327-02
	4.76	2.38	GA	6C6-30	M27/328-02
	9.52	4.76	HA	6C6-60	M27/329-02
	20.00	10.00	JA	6C6-126	M27/330-02
8VParallel 16V.C.T. Series	0.62	0.31	EB	6C8-5	M27/326-03
	1.86	0.93	FA	6C8-15	M27/327-03
	3.72	1.86	GA	6C8-30	M27/328-03
	7.44	3.72	HA	6C8-60	M27/329-03
	17.50	8.75	JA	6C8-140	M27/330-03
20.00	10.00	KA	6C8-160	M27/331-01	
10 V Parallel 20 V.C.T. Series	0.50	0.25	EB	6C10-5	M27/326-04
	1.50	0.75	FA	6C10-15	M27/327-04
	3.00	1.50	GA	6C10-30	M27/328-04
	6.00	3.00	HA	6C10-60	M27/329-04
	14.00	7.00	JA	6C10-140	M27/330-04
17.00	8.50	KA	6C10-170	M27/331-02	
12 V Parallel 24 V.C.T. Series	0.40	0.20	EB	6C12-5	M27/326-05
	1.20	0.60	FA	6C12-15	M27/327-05
	2.40	1.20	GA	6C12-30	M27/328-05
	4.80	2.40	HA	6C12-60	M27/329-05
	11.60	5.80	JA	6C12-140	M27/330-05
14.18	7.08	KA	6C12-170	M27/331-03	

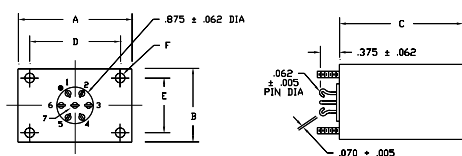
Output Volts (F.L.)	Output Current (AMPS)			Model No.	QPL No.
	Parallel Connection	Series Connection	Size		
17 V Parallel 34V.C.T.Series	0.30	0.15	EB	6C17-5	M27/326-06
	0.88	0.44	FA	6C17-15	M27/327-06
	1.76	0.88	GA	6C17-30	M27/328-06
	3.52	1.76	HA	6C17-60	M27/329-06
	10.00	5.00	KA	6C17-140	M27/330-06
20VParallel 40 V.C.T. Series	0.24	0.12	EB	6C20-5	M27/326-07
	0.72	0.36	FA	6C20-15	M27/327-07
	1.44	0.72	GA	6C20-30	M27/328-07
	7.00	3.50	JA	6C20 140	M27/330-07
	8.50	4.25	KA	6C20-170	M27/331-05
28 V Parallel 56 V.C.T. Series	0.18	0.09	EB	6C28-5	M27/326-08
	0.54	0.27	FA	6C28-15	M27/327-08
	1.08	0.54	GA	6C28-30	M27/328-08
	2.16	1.08	HA	6C28-60	M27/329-08
	5.00	2.50	JA	6C28-140	M27/330-08
6.06	3.03	KA	6C28-170	M27/331-06	
44 V Parallel 88V.C.T.Series	0.10	0.05	EB	6C44-5	M27/326-09
	0.30	0.15	FA	6C44-15	M27/327-09
	0.60	0.30	GA	6C44-30	M27/328-09
	1.20	0.60	HA	6C44-140	M27/330-09
	3.86	1.93	KA	6C44-170	M27/331-07
60V Parallel 120V.C.T.Series	0.08	0.04	EB	6C60-5	M27/326-10
	0.24	0.12	FA	6C60-15	M27/327-10
	0.48	0.24	GA	6C60-30	M27/328-10
	0.96	0.48	HA	6C60-60	M27/329-10
	2.32	1.16	JA	6C60-140	M27/330-10
2.82	1.41	KA	6C60-170	M27/331-08	

**Dimensions**

Size	A	B	C	D	E	F	WT
EB	1.938	1.812	2.438	1.375	1.250	6-32x.375	1.2
FA	2.312	2.062	3.125	1.688	1.438	6-32x.375	2.2
GA	2.750	2.375	3.812	2.125	1.750	6-32x.375	3.3
HA	3.062	2.625	4.250	2.297	1.859	8-32x.375	4.7
JA	3.562	3.062	4.875	2.625	2.125	8-32x.375	7.4
KA	3.938	3.375	5.250	3.000	2.438	10-32x.500	9.8

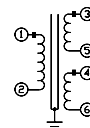
Dimension A, B = + .000 - .125  
Dimension C = + .000 - .188  
Dimension D, E = ± .016 except size KA = ± .031  
Dimension F = ± .062

**Mechanical Drawings**

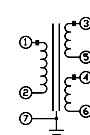


**Circuit Diagrams**

Standard and "A" Option  
Series Connected: Connect 4 and 5  
Parallel Connected: Connect 3 and 4, 5 and 6



"X" Option  
Series Connected: Connect 4 and 5  
Parallel Connected: Connect 3 and 4, 5 and 6



8203 Vineland Avenue  
Sun Valley, CA 91352  
Tel. 818-504-0644  
Fax. 818-768-0395